

# Installation Merak LED Linear Highbay



## Option1: Hanging Installation



1. Take out the product.



2. Prepare suspension bracket hanging chain and Rings.



3. The hanging chain into the hanging bracket.

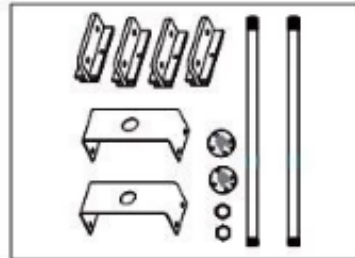


4. Fix the rings to the ceiling, then hang the lights in the rings.

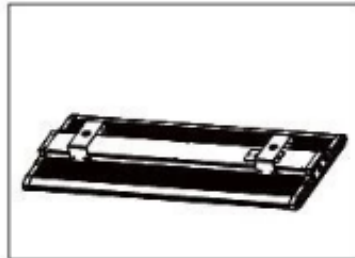
## Option2: Boom Installation



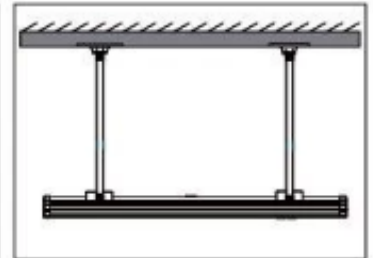
1. Take out the product



2. Prepare hanging bracket A / B, hanging bar, nut and ceiling mount.



3. Secure the bracket A / B with screws



4. Fix the ceiling base to the ceiling with screws, penetrate the hanging base into the ceiling base and bar holder B, and secure with the nut.